
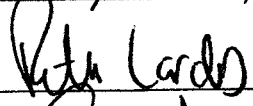




SIGNATURE SHEET

SIGNATURES of adjoining or neighboring property owners in support of the request; not required but helpful, especially for projects in single-family residential areas. (Attach additional sheet, if necessary)

NAME (PRINT)	SIGNATURE	ADDRESS	KEY # ON MAP
Anthony Lardas		2000 Linda Blk. Venice - Ca. 90291	
Rita Lardas		1018 Amorosa Venice ^{Ca.} 90291	
Claudia Phoenix		1045 Amoroso P. Venice	

SIGNATURE SHEET

SIGNATURES of adjoining or neighboring property owners in support of the request; not required but helpful, especially for projects in single-family residential areas. (Attach additional sheet, if necessary)

NAME (PRINT)	SIGNATURE	ADDRESS	KEY # ON MAP
Arlene Henry		1014 ROMEROSO PL	